

Guía N°1 Marzo, Inglés Primero Medio

Nombre del alumn@: _____ Curso: _____

Asignatura: Inglés Nivel : Primero medio

Unidad: "World of apps"

Contenido: cuantificadores y preferencias

Objetivo de Aprendizaje: oa 01: Demostrar comprensión de ideas generales e información explícita

en textos orales adaptados y auténticos simples, literarios y no

literarios, en diversos formatos audiovisuales

oa08: Demostrar conocimiento y uso del lenguaje en conversaciones,

oa 09: Demostrar comprensión de ideas generales e información explícita en textos adaptados y auténticos simples, en formato impreso o digital, acerca de temas variados

- describir frecuencia, tiempo, grado de acciones, por ejemplo: I usually /often call her in the morning; he is rather shy; Susan will be here soon; he has been working during the summer

- solicitar información sobre preferencias.

Recursos a considerar:

www.wordreference.com

www.linguee.es

INSTRUCCIONES PARA EL DESARROLLO DE LA GUIA.

Desarrolla la guía utilizando el texto del estudiante y el cuaderno de actividades, si no los tienes, pincha los vínculos para descargar las páginas necesarias.

Si tienes dudas y consultas favor contactar a tu profesor de asignatura asignado en sus correos indicados más abajo.

Observaciones:

- Mantenga TODA actividad desarrollada en una carpeta física o digital como su respaldo. En el caso de reportar mediante classroom sus actividades se archivan automáticamente en Google drive.
- Utilice los recursos multimedia disponibles, sitios web, correo de consultas, etc. para desarrollar las actividades con éxito

Contacto y cursos docentes de la asignatura

Profesor Juan Valencia Ramírez:

Juan.valencia@colegiofernandodearagon.cl

Profesor José Luis Reyes :

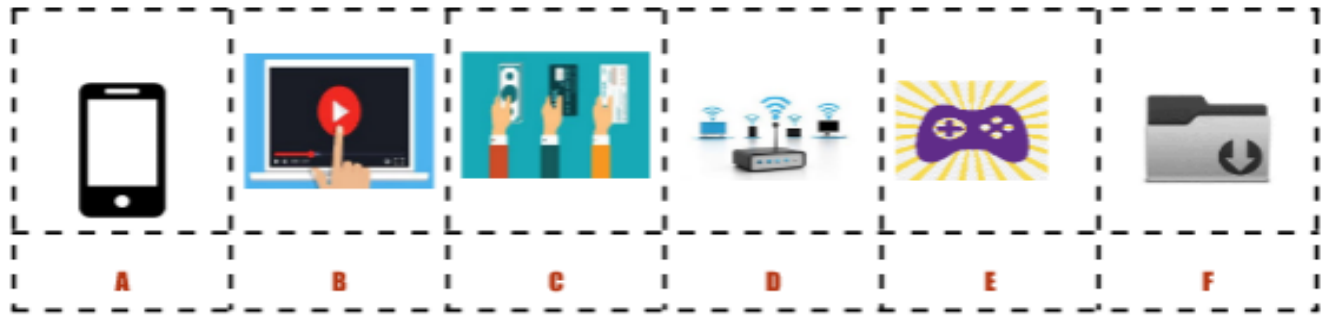
Jose.reyes@colegiofernandodearagon.cl

Profesora Daniela Zamudio :1

Daniela.zamudio@colegiofernandodearagon.cl

Vocabulary:







1) Look at the pictures and match them with the corresponding functions on chart 2:

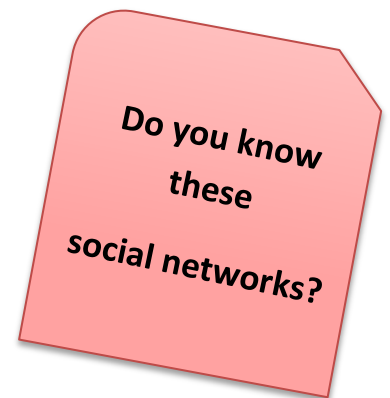


Write letter	Chart 2: Functions
	Talk to other people
	Play videogames
	Connect to the internet
	Watch videos
	Download files
	payment

2) Observe the images and label them:

- a) WhatsApp b) Instagram c) Skype
- d) Facebook e) Shazam f) Youtube



3) Read the descriptions about apps and write the corresponding name from the box:

- WhatsApp / Instagram / Shazam / skype / Youtube / Facebook

Description	Social media (name)
It helps users figure out the name of a catchy song being played on the radio, television, or other place.	
It is a video sharing service that allows users to watch videos posted by other users and upload videos of their own.	
It allows users to communicate over the Internet by voice, using a microphone, by video using a webcam, and by instant messaging.	
It allows users to send text messages and voice messages, make voice and video calls, and share images, documents, user locations, and other media.	
It is an online photo sharing service. It allows you to apply different types of photo filters to your pictures with a single click, then share them with others.	
It allows users to connect with friends and family by sharing status updates, personal photos and other items of interest.	

Reading comprehension:

1) Read the following text and complete the fact file:



INSTAGRAM

Instagram was started in San Francisco by Kevin Systrom and Mike Krieger, who initially tried creating a platform similar to Foursquare but then turned their attention exclusively to photo sharing. The word Instagram is an amalgam of "instant camera" and "telegram."

Fun fact: Instagram **hit #1** in the App Store within 24 hours of launch.

Instagram is a free, online photo-sharing application and social network platform.


Instagram allows users to edit and upload photos and short videos through a mobile app. Users can add a caption to each of their posts and use hashtags and location-based geotags to index these posts and make them searchable by other users within the app.

Currently, Instagram has 20 photo filters that allow users to enhance and modify their own visual content, and then share it with their followers and categorize a photo or video with hashtags.

Instagram even sponsors a weekly Weekend Hashtag Project, where users can tag their photos and videos with a hashtag chosen by the Instagram staff. The project is announced to the public every Friday.

Instagram is not only a tool for individuals, but also for businesses. The photo-sharing app offers companies the opportunity to start a free business account to promote their brand and products.

Name of the app:
Author(s)
App content
Function (1)
Function (2)
Users (target groups)
Other relevant information:



2) Read the text again and match the words below with their corresponding definition

Word	Definition
1-App store _____	a-a camera of a type which produces a finished print rapidly after each exposure.
2-Caption _____	b-Set of characters preceded by a pound sign (#) used to identify or label a message.
3-Hashtag _____	c-online portal through which apps are available to download on smartphones,
4-Instant camera _____	d-a title or brief explanation accompanying an illustration, cartoon, poster or picture.

4) **Writing:** Briefly define the following concepts with your own words:

<p>Photo caption:</p>	
------------------------------	--

<p>Social network story:</p>	
-------------------------------------	--

<p>Broadcasting:</p>	
-----------------------------	--

2) Think about an electronic device that has changed your life and explain why.

<hr/> <hr/> <hr/> <hr/> <hr/> <hr/>



III- Grammar:

- 1) Quantifiers: Look at the conversation below, paying attention to the expressions in bold. Then choose 1 option for each question:

Cuantificadores en inglés: Gramática

Los cuantificadores indican la cantidad de un nombre, dan respuesta a la pregunta “¿Cuántos?”. Del mismo modo que los artículos, los cuantificadores en inglés siempre están situados delante del nombre. Existen de varios tipos: *some, any, much, many, A lot of, Lots of...*

Some/Any

Utilizamos *some* y *any*, cuando queremos expresar una cantidad indeterminada al referirnos a un sustantivo, pero no queremos decir exactamente cuál es esa cantidad. Al usar *some* y *any* estamos expresando la idea de “algunos pero no muchos”. Tanto *some* como *any* se utilizan acompañando a nombres contables en plural y nombres incontables.

- **Some:** se utiliza en frases afirmativas e interrogativas. Aunque en el caso de las interrogativas se utiliza principalmente para pedir o para ofrecer algo.
 - *Some people in the office prefer to have lunch outside.*
 - *Would you like some coffee?*
 - *I have a little money, enough for a new dress.*
 - *She saves a little money every month.*

Few/A few

Al igual que *little* y a *little* se usan para expresar poca cantidad, pero en este caso, se utilizan solo con nombres contables. Del mismo modo, usar *few* o a *few* depende de la connotación.

- **Few:**
 - *She had few moments on her own.*
 - *Few cities in the world can compete with Paris.*
- **A few:**
 - *We stayed a few days in Paris visiting its museums.*
 - *I just need a few hours to finish my book.*

A lot (of)

We generally use *a lot of* in positive structures. *A lot of* may be used with countable and uncountable nouns and means a large amount or number.

This week, I plan to do a lot of study.

A lot of representatives attended the conference.



A-Which quantifier refers to a large amount of things?	A lot of / all
B-Which quantifier refers to the total amount of things?	A lot of / all

2-Choose and alternative to complete the spaces in blank with the correct quantifier:

A few – a Little - any – all – a lot of

- a) **A high quality smartphone can cost _____ money**
 a)iphone
 b)A lot of
 c)any
- b) **I posted a very cool picture of my cat but after some hours it only got _____ likes**
 a)all
 b)any
 c) a few
- c) **Don't worry, we have _____ time before lunch**
 a) a little
 b)all
 c)any
- d) **There are _____ apps to edit your videos, I will suggest you my favourite.**
 a)all
 b)any
 c)a lot of
- e) **Where there any people at the conference? No, only _____ people.**
 a)any
 B)a few
 c)a lot of
- f) **Are there _____ good features in your new phone?**
 A) a few
 b)all
 C)any





2-Expressing preference:

1-Read the sentences below, paying attention to the underlined verbs and then answer the questions:

- I like finding information on a website.
- I enjoy checking my social media every morning.
- We love using smartphones for communicating.
- She doesn't like downloading music.
- He hates sending a lot of e-mails.
- They don't mind using applications for everything.

1-What do these verbs express?
2-Which verbs have a positive meaning and which ones have a negative meaning?

2-Express your preferences in complete sentences about the topics in the box below:

			
Like	Dislike	Love	Hate



Mass media / Blog / broadcasting / text messaging / posting on social networks
social networking / watching videos / playing videogames

1- **Example:** I have a blog, I **like** to write about new games and music,
during the weekends

2- _____

3- _____

4- _____

5- _____

6- _____

7- _____


8- _____



3- Mention some of your preferences using the preferences words (Like / dislike / hate / love)

A movie that you love:	
A song that you hate:	
A place you dislike:	
A meal that you like:	

IV- Final task: You already know what apps are and the several tasks they do. However, are they ever enough to solve our problems and cover all our needs?



1

Think of a need that you or your people have
Example: To record samples for hip hop songs, to reduce stress, etc.

Think and create the app content:
A game, communication, learning, shopping, meeting people, lifestyle, sports, music, etc.

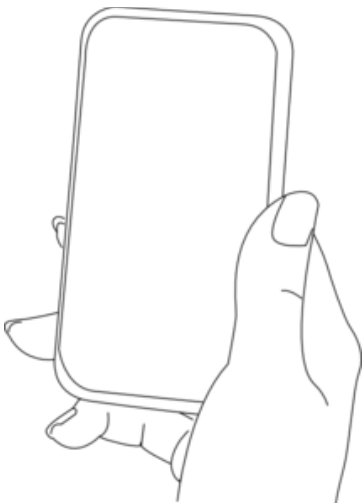
Describe your app in very simple words
What it does, the main functions etc.

Think about your target group:
Who will be the users of your app


Create a name for your app and design a logo.
Mobile app
Tagline here

Where will it be available?

Now you are going to become an app creator. Design your own app, its icon and explain its use (Follow the tips).



Icon:



Name:

Price:

Target:

Function:

Rating:

